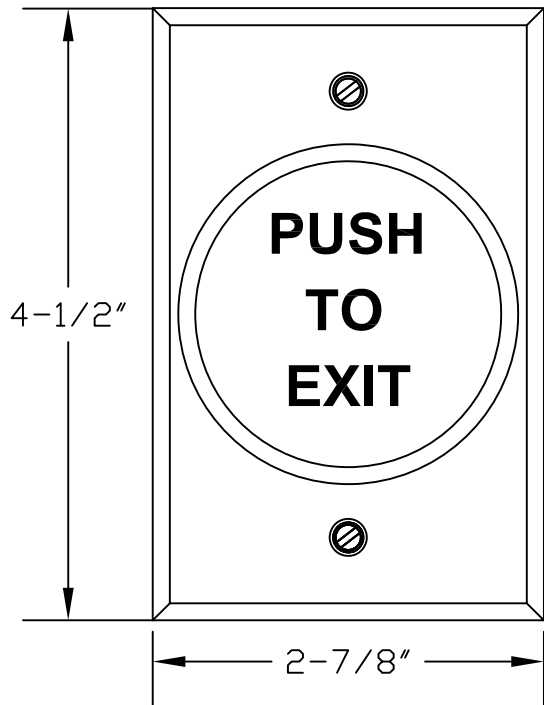
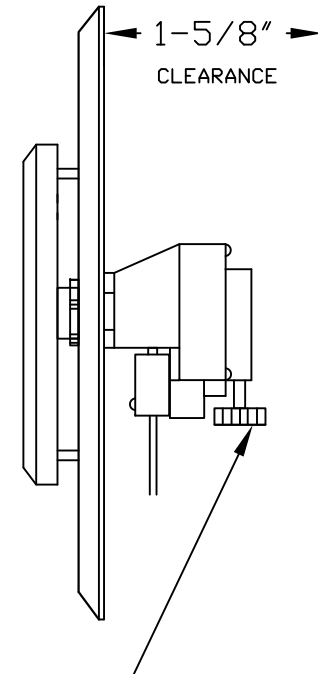
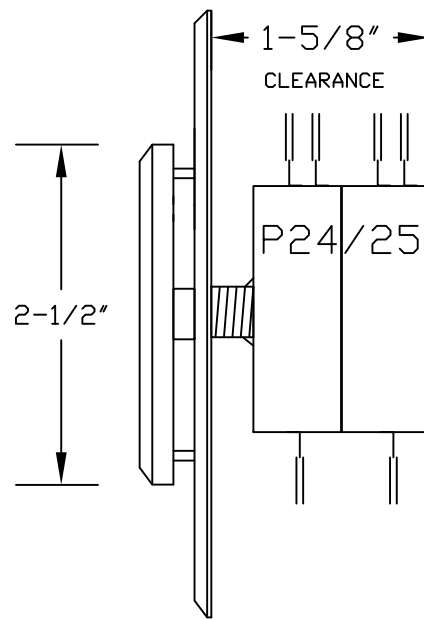
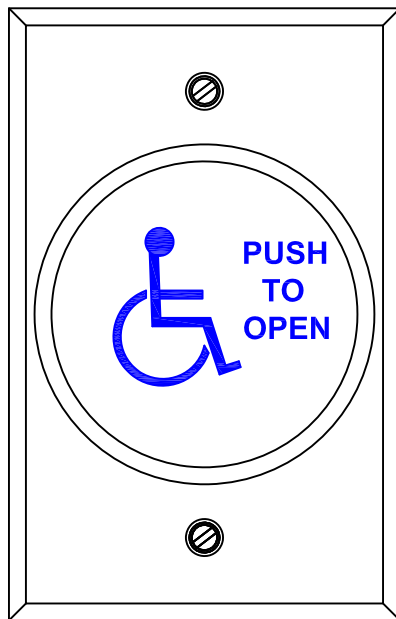


R5286 SERIES MOUNTING INSTRUCTIONS

XE1



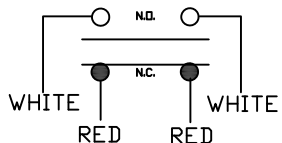
XHCP2



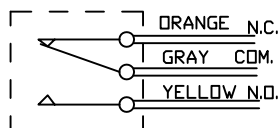
PNEUMATIC SWITCH
ROTATE ADJUSTMENT
KNOB FROM 2-60
SECONDS

MOUNT WITH 2 SCREWS PROVIDED
TO 1 GANG UL LISTED/RECOGNIZED
ELECTRICAL BACK BOX

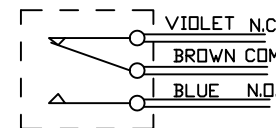
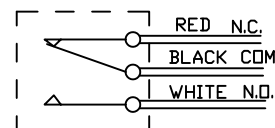
PNEUMATIC DELAY
-P23DA



P24 DPDT MAINTAINED SWITCH



P25 DPDT MOMENTARY SWITCH



OPTIONAL ENGRAVING:
XE1= PUSH TO EXIT
(BLACK TEXT)
XE1R= PUSH TO EXIT
(RED TEXT)
XE3= EXIT
XE4= DOOR RELEASE
XE6= CUSTOM TEXT
XHCP= HANDICAP LOGO
XHCP2=HANDICAP W/
"PUSH TO OPEN"

SPECS:
P24-P25 CONTACT RATING:
2 AMPS MAX @ 24VDC
3AMPS @250VAC
6AMPS @120VAC
(P23DA ONLY)
10 AMPS(resistive)@240VAC

PUSH PLATE: 5/16" THICK ALUMINUM
BACK PLATE: 1/8" THICK ALUMINUM

PART#R52860
REV#001A
9/9/10

R5286 SERIES
PUSH PAD SWITCH ASSEMBLY

 **DORTRONICS
SYSTEMS, INC.**
SAG HARBOR, NY
800-906-0137